



1900 - Acanthus Pull  
1 1/2" x 12" x 3 3/4"

1901 - Acanthus Pull  
1 1/2" x 20" x 3 3/4"



1738 3-1/8" x 5-1/8"

Mini Artichoke Finial

1739 4-1/4" x 6-1/4"

Small Artichoke Finial

1740 6-1/8" x 8-3/4"

Medium Artichoke Finial

1741 7-1/8" x 10-1/2"

Large Artichoke Finial

*Pulls have  
1 1/2" screws and  
threaded insert*



1915 - Rose Pull  
2 1/2" x 1 1/2"

Base Diameter  
2-1/2"



1906 - Grape Leaf Pull  
2 1/2" x 1 1/2"

3-1/2"

4-3/8"

5-1/2"



1999-Basketweave Center-1/2" x 5" x 12"




1917 - Basket Weave Door Panel Small Weave  
1/2" x 24" x 36"

Inside Weave Dimension  
1 1/2" x 1/2"

1929 - Basket Weave Door Panel Large Weave  
1/2" x 24" x 36"

Inside Weave Dimension  
2 1/2" x 1 1/2"



2000 - Horizontal Leaf Pull  
1 1/2" x 12" x 2 1/4"



1914 - Daisy Pull  
2 1/2" x 1 1/2"



1902 - Shell Pull  
2 1/2" x 1 1/2"



2001-Vertical Leaf Pull  
1 1/2" x 2 1/2" x 10"



1916 - Basket Pull  
2 1/2" x 1 1/2"

All dimensions depth x width x height.

Due to hand carving, slight variations in size and design may occur.

# Hand Carved Cabinet Components


Hand Carved



2074 1-3/4" x 3" x 5-1/2"  
Medium Scrolled Corbel  
2075 1-1/4" x 2" x 3-3/4"  
Small Scrolled Corbel  
2076 7/8" x 1-1/2" x 2-3/4"  
Petite Scrolled Corbel



2079 1/2" x 2-1/2" x 3"  
Medium Acanthus Leaf  
2070 3/4" x 3-1/2" x 4-1/4"  
Large Acanthus Leaf



2064 5/8" x 3-1/2" x 3-1/2"  
Large Classic Pyramid Button  
2065 1/2" x 2-1/4" x 2-1/4"  
Medium Classic Pyramid Button  
2066 3/8" x 1-1/4" x 1-1/4"  
Small Classic Pyramid Button



2043 1-1/2" x 3" x 3-1/4"  
Large Splicer  
2044 1-1/8" x 2-1/4" x 2-3/8"  
Medium Splicer  
2045 3/4" x 1-1/2" x 1-5/8"  
Small Splicer



2049 1-1/4" x 2-3/8" x 4-1/4"  
Large Acanthus Half Finial  
2050 7/8" x 1-3/4" x 3-1/8"  
Medium Acanthus Half Finial  
2051 5/8" x 1-1/4" x 2-1/8"  
Small Acanthus Half Finial



2052 1-1/4" x 2-3/8" x 4-1/4"  
Large Traditional Half Finial



2046 1-7/8" x 3-3/4" x 2-3/8"  
Large Traditional Plyth  
2047 1-3/8" x 2-3/4" x 1-3/4"  
Medium Traditional Plyth  
2048 1" x 1-7/8" x 1-1/8"  
Small Traditional Plyth



2087 1-3/4" x 3-1/2" x 4-3/4"  
Large Traditional Capital  
2088 1-3/8" x 2-5/8" x 3-5/8"  
Medium Traditional Capital  
2089 7/8" x 1-3/4" x 2-3/8"  
Small Traditional Capital

2053 7/8" x 1-3/4" x 3-1/8"  
Medium Traditional Half Finial

2054 5/8" x 1-1/4" x 2-1/8"  
Small Traditional Half Finial




2084 1-3/4" x 3-1/2" x 4-5/4"  
Large Papyrus Capital  
2085 1-3/8" x 2-5/8" x 3-5/8"  
Medium Papyrus Capital  
2086 7/8" x 1-3/4" x 2-3/8"  
Small Papyrus Capital




2091 2-3/8" x 4-5/8" x 4-3/4"  
Large Acanthus Capital  
2092 1-3/4" x 3-5/8" x 3-1/2"  
Medium Acanthus Capital  
2093 1-1/8" x 2-3/8" x 2-3/8"  
Small Acanthus Capital

All dimensions depth x width x height.

Due to hand carving, slight variations in size and design may occur.



2055 1" x 2"  
Large Routed Half Round  
2056 3/4" x 1-1/2"  
Medium Routed Half Round  
2057 1/2" x 1"  
Small Routed Half Round



2058 1" x 2"  
Large Plain Half Round  
2059 3/4" x 1-1/2"  
Medium Plain Half Round  
2060 1/2" x 1"  
Small Plain Half Round



1427 1" x 2"  
Large Rope Half Round  
1428 3/4" x 1-1/2"  
Medium Rope Half Round  
1424 1/2" x 1"  
Small Rope Half Round  
Additional sizes of rope moldings available. See page 18.



2027 3-1/2" x 11-1/2" x 5-1/2", accepts up to 1-3/4" x 8"  
Xtra Large Capital  
2028 2-1/2" x 7-1/4" x 3-1/2", accepts up to 1-1/4" x 5-1/8"  
Large Capital  
2029 1-7/8" x 6-1/4" x 3", accepts up to 7/8" x 4"  
Medium Capital  
2030 1-3/8" x 2-7/8" x 1-1/2", accepts up to 7/8" x 2"  
Small Capital



2062 1-1/4" x 5-1/4" x 6-3/4"  
accepts up to 3/4" x 4-1/4"  
Xtra Large Traditional Capital  
2063 1-1/8" x 4" x 5-1/4"  
accepts up to 3/4" x 3"  
Large Traditional Capital




2068 1-1/8" x 3-3/8" x 5-1/2"  
Xtra Large Acanthus With Spool  
2069 3/4" x 3-3/8" x 3-3/4"  
Wide Acanthus With Spool  
2071 1-1/8" x 2-5/8" x 5-1/2"  
Medium Acanthus With Spool  
2072 3/4" x 2-5/8" x 3-3/4"  
Small Acanthus With Spool



2040 1-3/4" x 3-1/2" x 5-3/4", accepts up to 1-3/4" x 3-1/2"  
Large End Block  
2041 1-5/8" x 2-5/8" x 5-3/4", accepts up to 1-3/8" x 2-5/8"  
Medium End Block  
2042 7/8" x 1-3/4" x 5-3/4", accepts up to 7/8" x 1-3/4"  
Small End Block

All dimensions depth x width x height.


Due to hand carving, slight variations in size and design may occur.



- NO. 13309 1/4" x 1/2"  
*Oak Mldg*
- NO. 1309 1/4" x 1/2"  
*Poplar Mldg*
- NO. 13310 1/4" x 1/2" x 1-1/2"  
*Oak Corner (inside Radius)*
- NO. 1310 1/4" x 1/2" x 1-1/2"  
*Birch Corner (inside Radius)*



- NO. 13303 3/8" x 3/4"  
*Oak Mldg*
- NO. 1303 3/8" x 3/4"  
*Poplar Mldg*
- NO. 13304 3/8" x 3/4" x 2-1/4"  
*Oak Corner (inside Radius)*
- NO. 1304 3/8" x 3/4" x 2-1/4"  
*Birch Corner (inside Radius)*



- NO. 13311 9/16" x 1-1/8"  
*Oak Mldg*
- NO. 1311 9/16" x 1-1/8"  
*Poplar Mldg*
- NO. 13312 9/16" x 1-1/8" x 3-1/4"  
*Oak Corner (inside Radius)*
- NO. 1312 9/16" x 1-1/8" x 3-1/4"  
*Birch Corner (inside Radius)*



### *Hand Carved Clipped Scrolls*

- NO. 2067 3/8" x 4-1/4" x 4-1/4"